

### ZQ Kit Materials

- Fixed volume pipette (50 µL) – Yellow
- Pipette tips
- 500 µL sample vials with o-ring seal
- Slide holder for blood smears

### Not provided:

- Anticoagulant tubes of your preference
- 10% neutral buffered formalin
- PCV tubes and clay
- Centrifuges (PCV, plasma separation)
- Glass microscope slides for blood smears

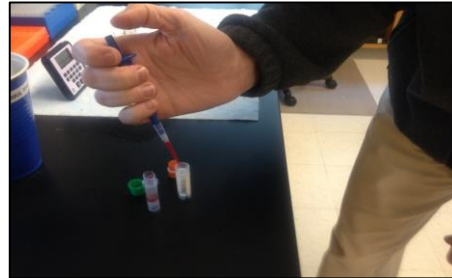
### Preparation Instructions:

- Attach a clean tip to the yellow pipette
- Transfer **4** pipette-fuls (**200 µL** total) of 10% formalin to an empty sample vial

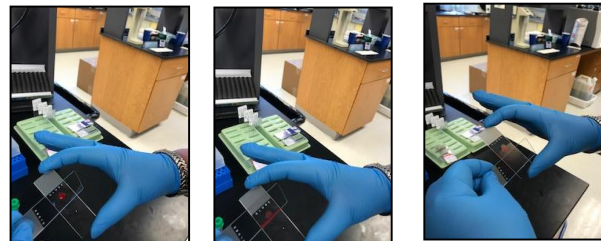



## Blood Sampling Kit for Hematology

- Collect blood sample
- Immediately transfer to anticoagulant tube and mix by inversion a few times
- Quickly transfer **1** pipette-ful (**50 µL**) of blood to the formalin sample tube; mix by pipetting a few times to rinse the tip.




Mix tube and fill PCV tube ~ ¾ full.  
Place a free-flowing drop on slide  
Using a smooth and continuous motion, bring spreader glass edge to connect with the drop allowing the drop to spread almost across the full width.  
Quickly and smoothly, slide the spreader down to your thumb.



### In-house:

- Separate plasma for chemistry profile (freeze/ship, or run in-house)
- Run PCV
- Optional: if chemistry panel needed, spin green top tube for plasma.



### Shipping (ambient):

Blood smears in slide holder  
Formalin fixed cells sample tube

### Shipping (if plasma included):

The above, plus the plasma and a cold pack

*Ship overnight to arrive M – F:*

**Jill Arnold**  
**ZooQuatic Laboratory**  
**701 East Pratt St.**  
**Baltimore, MD 21202**  
**443-887-4070**